

Lesson 3 – Understand Right Hand Strumming Patterns

0:56 1:48

0:56 1:48

6 5x

6 5x

11 2:53

11 2:53

17 3:27 3:47

17 3:27 3:47

22

4x

27

Repeat until end

0:40

Lesson 4 – How To Add Variations In The Bass

4:00

0 0 1 1 0 0 0 0
1 1 3 3 3 3 3 3
2 2 2 2 1 1 1 1
0 3 0 2 3 2 0 4

4:42

6

0 0 1 1 0 0 0 0 0 0
1 1 3 3 3 3 3 3 1 1
2 2 2 2 1 1 1 1 2 2
0 3 0 0 2 0 4 0 2

11

1 1 0 0 0 0 1 1
3 3 3 3 3 3 1 1
2 2 1 1 1 1 2 2
0 3 2 2 2 2 0 2 0 2 1

16

0 0 0 0 1 1 0 0
3 3 3 3 3 3 3 3
1 1 1 1 2 2 1 1
0 2 0 2 0 2 0 2

5:41

21

26

Lesson 5 – Add Texture With Muting And Pedal Notes

1:09

6

12

2:18

17

22

--

27

Musical notation for measures 27-32. Treble clef, 7/8 time signature. Includes guitar tablature for strings T, A, B. Measure 27 has a 7-measure rest. Measures 28-32 feature a melodic line with a 7-measure rest in the first measure of each measure group and a bass line with various fret numbers (0, 1, 2, 3).

33 3:26

Musical notation for measures 33-38. Treble clef, 7/8 time signature. Includes guitar tablature for strings T, A, B. Measures 33-38 feature a melodic line with a 7-measure rest in the first measure of each measure group and a bass line with various fret numbers (0, 2, 3, 4).

39 3:42

Musical notation for measures 39-46. Treble clef, 7/8 time signature. Includes guitar tablature for strings T, A, B. Measures 39-46 feature a melodic line with a 7-measure rest in the first measure of each measure group and a bass line with various fret numbers (0, 2, 3, 1, 2, 3). Measure 46 ends with a 4x repeat sign.

47 4:08

Musical notation for measures 47-52. Treble clef, 7/8 time signature. Includes guitar tablature for strings T, A, B. Measures 47-52 feature a melodic line with a 7-measure rest in the first measure of each measure group and a bass line with various fret numbers (0, 2, 3, 1, 2, 3, 0, 2).

Lesson 6 – Combining The Right Hand Patterns

0:56

Musical notation for the first system, measures 1-5. It features a treble clef, a 3/4 time signature, and a key signature of one flat. The right hand plays a sequence of chords with eighth notes. The left hand plays a bass line with octaves and chords. Fingering numbers 0, 1, and 2 are indicated for both hands.

6 1:27

Musical notation for the second system, measures 6-10. The right hand continues with eighth-note chords. The left hand maintains the bass line with octaves and chords. Fingering numbers 0, 1, and 2 are indicated.

11 2:00

Musical notation for the third system, measures 11-15. The right hand introduces a new pattern with eighth-note chords, including some with sharps. The left hand continues with octaves and chords. Fingering numbers 0, 1, 2, and 3 are indicated.

17

Musical notation for the fourth system, measures 16-20. The right hand continues with eighth-note chords. The left hand continues with octaves and chords. Fingering numbers 0, 1, 2, and 3 are indicated.

22

Musical notation for measures 22-26. Treble clef, 7/8 time signature. Includes guitar tablature for strings T, A, and B.

27

Musical notation for measures 27-30. Treble clef, 7/8 time signature. Includes guitar tablature for strings T, A, and B.

31

Musical notation for measures 31-35. Treble clef, 7/8 time signature. Includes guitar tablature for strings T, A, and B.

36

2:36

Musical notation for measures 36-41. Treble clef, 7/8 time signature. Includes guitar tablature for strings T, A, and B.

42

4:08

Musical notation for measures 42-46. Treble clef, 7/8 time signature. Includes guitar tablature for strings T, A, and B.

4:16

48

Musical notation for measures 48-52. The system consists of a treble clef staff and a guitar staff. The treble staff contains a melodic line with eighth notes and rests. The guitar staff shows a consistent pattern of chords: a D major chord (x02320) and a G major chord (x02330). The guitar staff includes fret numbers (1, 2, 3) and picking directions (1, 2, 3).

4:36

53

Musical notation for measures 53-57. The system consists of a treble clef staff and a guitar staff. The treble staff contains a melodic line with eighth notes and rests. The guitar staff shows a consistent pattern of chords: a D major chord (x02320) and a G major chord (x02330). The guitar staff includes fret numbers (1, 2, 3) and picking directions (1, 2, 3).

58

Musical notation for measures 58-62. The system consists of a treble clef staff and a guitar staff. The treble staff contains a melodic line with eighth notes and rests. The guitar staff shows a consistent pattern of chords: a D major chord (x02320) and a G major chord (x02330). The guitar staff includes fret numbers (1, 2, 3) and picking directions (1, 2, 3).

5:02

63

Musical notation for measures 63-67. The system consists of a treble clef staff and a guitar staff. The treble staff contains a melodic line with eighth notes and rests. The guitar staff shows a consistent pattern of chords: a D major chord (x02320) and a G major chord (x02330). The guitar staff includes fret numbers (1, 2, 3) and picking directions (1, 2, 3).

68

4x

73

78

Continue with variations

83

1:24

Lesson 7 – Classic Venezuelan Guitar Ending Phrase

0:19

The musical score is presented in two systems. The first system consists of a treble clef staff in 3/4 time and a TAB staff. The notes in the treble staff are: G4 (quarter), A4 (quarter), B4 (quarter), C5 (quarter), D5 (quarter), E5 (quarter), F#5 (quarter), G5 (quarter), F#5 (quarter), E5 (quarter), D5 (quarter), C5 (quarter), B4 (quarter), A4 (quarter), G4 (quarter). The TAB staff shows the corresponding fret numbers: 0-2-3, 0-2-3, 2-1-3-2, 0-3-2. The second system is a repeat sign with a 4x multiplier, followed by a treble clef staff with a whole note G4 and a TAB staff with fret numbers 1, 2, 2, 0.

Lesson 8 – Copas Para Mi Pueblo – Complete Song

3:18

T
A
B

5

T
A
B

9

T
A
B

0:09

Lesson 9 – Learning “Montilla” From Venezuela

1:13

Musical notation for measures 1-5. The piece is in G major and 3/4 time. The melody consists of quarter notes and eighth notes. The guitar accompaniment features a steady bass line with triplets and pairs of notes. Measure 5 includes a grace note (7) over a quarter note.

6

Musical notation for measures 6-10. The melody continues with quarter notes and eighth notes. The guitar accompaniment maintains the same rhythmic pattern. Measure 7 includes a grace note (7) over a quarter note.

11

Musical notation for measures 11-15. The melody continues with quarter notes and eighth notes. The guitar accompaniment maintains the same rhythmic pattern. Measure 11 includes a grace note (7) over a quarter note.

16

A

Musical notation for measures 16-21. Measure 16 includes a grace note (7) over a quarter note. Measure 17 features a barre (9) and a double bar line. Measure 18 includes a grace note (7) over a quarter note. Measure 19 includes a grace note (7) over a quarter note. Measure 20 includes a grace note (7) over a quarter note. Measure 21 includes a grace note (7) over a quarter note.

22

Musical notation for measures 22-26. The melody continues with quarter notes and eighth notes. The guitar accompaniment maintains the same rhythmic pattern. Measure 22 includes a grace note (7) over a quarter note. Measure 23 includes a grace note (7) over a quarter note. Measure 24 includes a grace note (7) over a quarter note. Measure 25 includes a grace note (7) over a quarter note. Measure 26 includes a grace note (7) over a quarter note.

21

21

32

B

32

37

37

42

42

47

C

47

53

T
A
B

58

T
A
B

63

T
A
B

D

69

T
A
B

74

T
A
B

79

Musical notation for measures 79-82. Treble clef, key signature of one sharp (F#). The system includes a treble staff with notes and rests, and a guitar staff with fret numbers (0, 1, 2, 3) and string indicators (T, A, B).

83

Musical notation for measures 83-86. Treble clef, key signature of one sharp (F#). The system includes a treble staff with notes and rests, and a guitar staff with fret numbers (0, 1, 2) and string indicators (T, A, B).

87

E

Musical notation for measures 87-90. Treble clef, key signature of one sharp (F#). A box labeled 'E' is placed above the treble staff in the third measure. The system includes a treble staff with notes and rests, and a guitar staff with fret numbers (0, 1, 2) and string indicators (T, A, B).

91

Musical notation for measures 91-94. Treble clef, key signature of one sharp (F#). The system includes a treble staff with notes and rests, and a guitar staff with fret numbers (0, 1, 2) and string indicators (T, A, B).

95

Musical notation for measures 95-98. Treble clef, key signature of one sharp (F#). The system includes a treble staff with notes and rests, and a guitar staff with fret numbers (0, 1, 2) and string indicators (T, A, B).

33

Musical notation for measures 97-103. The system includes a treble clef staff with a key signature of one sharp (F#) and a bass staff with strings T, A, and B. The treble staff contains eighth notes and chords, with some notes marked with a '7' (likely a barre). The bass staff shows fret numbers (0, 1, 2) and string numbers (1, 2) for the T, A, and B strings.

104

Musical notation for measures 104-108. The system includes a treble clef staff with a key signature of one sharp (F#) and a bass staff with strings T, A, and B. The treble staff contains eighth notes and chords, with some notes marked with a '7'. The bass staff shows fret numbers (0, 1, 2) and string numbers (1, 2) for the T, A, and B strings.

109

Musical notation for measures 109-113. The system includes a treble clef staff with a key signature of one sharp (F#) and a bass staff with strings T, A, and B. The treble staff contains eighth notes and chords, with some notes marked with a '7'. The bass staff shows fret numbers (0, 1, 2) and string numbers (1, 2) for the T, A, and B strings.

114

Musical notation for measures 114-119. The system includes a treble clef staff with a key signature of one sharp (F#) and a bass staff with strings T, A, and B. The treble staff contains eighth notes and chords, with some notes marked with a '7'. The bass staff shows fret numbers (0, 1, 2) and string numbers (1, 2) for the T, A, and B strings.

120

Musical notation for measure 120. The system includes a treble clef staff with a key signature of one sharp (F#) and a bass staff with strings T, A, and B. The treble staff contains a few notes and a chord. The bass staff shows fret numbers (2, 0, 3, 2, 0) and string numbers (1, 2) for the T, A, and B strings.

Lesson 10 – Finger Strengthening Chromatic Guitar Exercises

2:40

1 2 3 4 1 2 3 4 1 2 3 4 1 2 3 4

5

3:14

1 2 3 4 1 2 3 4 1 2 3 4 1 2 3 4

9

1 2 3 4 1 2 3 4 1 2 3 4 2 3 4 5 2 3 4 5

12

2 3 4 5 2 3 4 5 2 3 4 5 3 4 5 6 3 4 5

16

5:07

1 3 2 1 3 2 1 3 2 1 3 2 1 3 2 2 3 4 2 3 4

20

2 3 4 2 3 4 2 3 4 3 4 5 3 4 5

Lesson 11 – Slowing It Down With The Metronome

1:08

1 3 2 4 1 3 2 4 1 3 2 4 1 3 2 4

3

1 3 2 4 1 3 2 4 2 4 3 5 2 4 3 5 2 4 3 5

6

2 4 3 5 2 4 3 5 3 5 4 6 3 5 4 6 3 5 4 6 3 5 4 6

9

3 5 4 6 3 5 4 6 4 6 5 7 4 6 5 7 4 6 5 7 4 6 5 7

12

4 6 5 7 4 6 5 7 5 7 6 8 5 7 6 8 5 7 6 8 5 7 6 8

14

5 7 6 8 5 7 6 8 5 7 6 8 5 7 6 8 6 8 7 9 6 8 7 9 6 8 7 9 6 8 7 9

76

Musical notation for measures 76-77. The top staff is a treble clef with a key signature of one flat (Bb). The music consists of eighth-note triplets. The bottom staff shows guitar fretboard positions for strings T, A, and B. Measure 76 frets: T (6-8-7-9), A (6-8-7-9), B (6-8-7-9). Measure 77 frets: T (7-9-8-10), A (7-9-8-10), B (7-9-8-10).

18

Musical notation for measures 18-19. The top staff is a treble clef with a key signature of one flat (Bb). The music consists of eighth-note triplets. The bottom staff shows guitar fretboard positions for strings T, A, and B. Measure 18 frets: T (7-9-8-10), A (7-9-8-10), B (7-9-8-10). Measure 19 frets: T (8-10-9-11), A (8-10-9-11), B (8-10-9-11).

20

Musical notation for measures 20-21. The top staff is a treble clef with a key signature of one flat (Bb). The music consists of eighth-note triplets. The bottom staff shows guitar fretboard positions for strings T, A, and B. Measure 20 frets: T (8-10-9-11), A (8-10-9-11), B (8-10-9-11). Measure 21 frets: T (9-11-10-12), A (9-11-10-12), B (9-11-10-12).

22

Musical notation for measures 22-23. The top staff is a treble clef with a key signature of one flat (Bb). The music consists of eighth-note triplets. The bottom staff shows guitar fretboard positions for strings T, A, and B. Measure 22 frets: T (9-11-10-12), A (9-11-10-12), B (9-11-10-12). Measure 23 frets: T (9-11-10-12), A (9-11-10-12), B (9-11-10-12).

23

Musical notation for measures 23-24. The top staff is a treble clef with a key signature of one flat (Bb). The music consists of eighth-note triplets. The bottom staff shows guitar fretboard positions for strings T, A, and B. Measure 23 frets: T (8-10-9-11), A (8-10-9-11), B (8-10-9-11). Measure 24 frets: T (8-10-9-11), A (8-10-9-11), B (8-10-9-11).

24

Musical notation for measures 24-25. The top staff is a treble clef with a key signature of one flat (Bb). The music consists of eighth-note triplets. The bottom staff shows guitar fretboard positions for strings T, A, and B. Measure 24 frets: T (8-10-9-11), A (8-10-9-11), B (8-10-9-11). Measure 25 frets: T (7-9-8-10), A (7-9-8-10), B (7-9-8-10).

25

25

Musical notation for measures 25-26. The system consists of a treble clef staff and a three-line TAB staff. The treble staff contains a melodic line with eighth notes and some accidentals. The TAB staff shows fret numbers: 7-9-8-10 for the first two measures, and 7-9-8-10 for the next two measures.

26

Musical notation for measures 27-28. The system consists of a treble clef staff and a three-line TAB staff. The treble staff contains a melodic line with eighth notes and some accidentals. The TAB staff shows fret numbers: 6-8-7-9 for the first two measures, and 6-8-7-9 for the next two measures.

27

Musical notation for measures 29-30. The system consists of a treble clef staff and a three-line TAB staff. The treble staff contains a melodic line with eighth notes and some accidentals. The TAB staff shows fret numbers: 6-8-7-9 for the first two measures, and 5-7-6-8 for the next two measures.

28

Musical notation for measures 31-32. The system consists of a treble clef staff and a three-line TAB staff. The treble staff contains a melodic line with eighth notes and some accidentals. The TAB staff shows fret numbers: 5-7-6-8 for the first two measures, and 5-7-6-8 for the next two measures.

29

Musical notation for measures 33-34. The system consists of a treble clef staff and a three-line TAB staff. The treble staff contains a melodic line with eighth notes and some accidentals. The TAB staff shows fret numbers: 4-6-5-7 for the first two measures, and 4-6-5-7 for the next two measures.

30

Musical notation for measures 35-36. The system consists of a treble clef staff and a three-line TAB staff. The treble staff contains a melodic line with eighth notes and some accidentals. The TAB staff shows fret numbers: 4-6-5-7 for the first two measures, and 3-5-4-6 for the next two measures.

31

31

Musical notation for measure 31. The top staff is a treble clef with a key signature of one flat (B-flat). The bottom staff is a guitar TAB with fret numbers: 3 5 4 6 3 5 4 6 3 5 4 6 3 5 4 6.

32

Musical notation for measure 32. The top staff features a treble clef and a key signature of one flat. It contains four triplet markings over groups of notes. The bottom staff is a guitar TAB with fret numbers: 2 4 3 5 2 4 3 5 2 4 3 5 2 4 3 5.

33

Musical notation for measure 33. The top staff features a treble clef and a key signature of one flat. It contains four triplet markings over groups of notes. The bottom staff is a guitar TAB with fret numbers: 1 3 2 4 1 3 2 4 1 3 2 4 1 3 2 4.

0:37

Lesson 12 – Fretboard Familiarity With Chord Exercises

0:49

Chord diagrams for C, Dm, Em, F, G, and Am are shown above the staff. The guitar staff includes a treble clef, a 4/4 time signature, and TAB notation for the first six frets.

4

3:58

Chord diagrams for Bø and C are shown above the staff. The guitar staff includes a treble clef and TAB notation for the first six frets, with a measure starting at 3:58.

10

Chord diagrams for D, Em, F#m, and G are shown above the staff. The guitar staff includes a treble clef and TAB notation for the first six frets, with a measure starting at 10.

A Bm C#o D A

Diagram 1 (A): x o o (strings 2, 3, 4)
 Diagram 2 (Bm): x 2 3 4 5 (strings 2, 3, 4, 5)
 Diagram 3 (C#o): x 4 5 5 5 (strings 2, 3, 4, 5)
 Diagram 4 (D): x x o (strings 2, 3, 4)
 Diagram 5 (A): x o o (strings 2, 3, 4)

13

Tablature for measures 13-14:
 Measure 13: T 0 2 2 2 0; A 2 4 2 0; B 0 4 2
 Measure 14: T 2 3 5 5; A 4 4 4 5; B 2 4 4

Dm C#o Bm A G F#m Em D

Diagram 1 (Dm): x x o (strings 2, 3, 4)
 Diagram 2 (C#o): x 4 5 5 (strings 2, 3, 4)
 Diagram 3 (Bm): x 2 3 4 5 (strings 2, 3, 4, 5)
 Diagram 4 (A): x o o (strings 2, 3, 4)
 Diagram 5 (G): o o o (strings 2, 3, 4)
 Diagram 6 (F#m): 2 3 4 5 (strings 2, 3, 4, 5)
 Diagram 7 (Em): o o o o (strings 2, 3, 4, 5)
 Diagram 8 (D): x x o (strings 2, 3, 4)

15

Tablature for measures 15-17:
 Measure 15: T 2 3 5 5; A 2 4 2 0; B 0 4 4
 Measure 16: T 2 3 5 5; A 4 4 4 5; B 2 4 4
 Measure 17: T 3 0 0 0; A 2 2 2 4; B 3 4 2 0

18

5:33

Tablature for measures 18-20:
 Measure 18: 0 2 4 0
 Measure 19: 2 4 1 2
 Measure 20: 2 1 4 2 0 4 2 0

6:42

E F#m G#m A

Diagram 1 (E): o o o (strings 2, 3, 4)
 Diagram 2 (F#m): 2 3 4 5 (strings 2, 3, 4, 5)
 Diagram 3 (G#m): 4 5 5 5 (strings 2, 3, 4, 5)
 Diagram 4 (A): x o o (strings 2, 3, 4)

24

Tablature for measures 24-27:
 Measure 24: 0 0 2 2 0
 Measure 25: 0 1 2 4 4
 Measure 26: 2 2 4 6 6 4
 Measure 27: 0 2 2 2 0

B C#m D#o E

E D#o C#m B

26

T	2	4	7	7	7	7	4	2
A	4	5	7	9	9	9	5	4
B	4	6	6	9	6	6	6	4
B	4	6	7	9	7	6	6	4
B	2	4	6	7	6	4	4	2

A G#m F#m E

29

T	0	4	2	0	0	0	0	0
A	2	4	2	0	0	0	0	0
B	2	4	2	1	0	0	0	0
B	2	6	4	2	0	0	0	0
B	0	6	4	2	0	0	0	0
B	0	4	2	0	0	0	0	0

Lesson 14 – Keep It Interesting With Right Hand Variations

0:42

Musical notation for the first system, measures 1-3. It features a treble clef, a 4/4 time signature, and a key signature of one flat. The right hand plays a sequence of chords and eighth notes. The left hand plays a bass line with a 1-2 fingering pattern. A vertical bar line is placed after the first measure.

4

Musical notation for the second system, measures 4-6. It continues the piece with similar right-hand variations and a consistent left-hand bass line. A repeat sign is used at the end of the system.

7

Musical notation for the third system, measures 7-9. This system introduces a new right-hand variation while maintaining the same left-hand accompaniment. A repeat sign is used at the end of the system.

10

Musical notation for the fourth system, measures 10-12. The final system shows further right-hand variations and concludes the piece with a final chord and a rest.

14

Musical notation for measures 14-17. Treble clef, guitar tablature below. Tablature shows fret numbers 0, 1, 2 on strings A, B, and E.

18

Musical notation for measures 18-21. Treble clef, guitar tablature below. Tablature shows fret numbers 0, 1, 2 on strings A, B, and E.

22 2:03

Musical notation for measures 22-25. Treble clef, guitar tablature below. Tablature shows fret numbers 0, 1, 2 on strings A, B, and E.

26 4:38

3x

Musical notation for measures 26-29. Treble clef, guitar tablature below. Measure 26 has a 3x repeat sign. Tablature shows fret numbers 0, 1, 2, 3 on strings A, B, and E.

30

Musical notation for measures 30-33. Treble clef, guitar tablature below. Tablature shows fret numbers 0, 1, 2, 3 on strings A, B, and E.

34 5:05

Musical notation for measures 34-37. The system includes a treble clef staff with a key signature of one sharp (F#) and a guitar tablature staff with strings T, A, and B labeled. The notation features eighth and sixteenth notes, rests, and triplets. The tablature uses numbers 0-3 to indicate fret positions.

38 6:02

Musical notation for measures 38-41. Measure 38 includes a repeat sign and a '4x' marking. The notation continues with eighth and sixteenth notes and rests. The tablature includes a '4x' marking above the first measure of the system.

42

Musical notation for measures 42-44. The notation continues with eighth and sixteenth notes and rests. The tablature includes triplets and other fretting instructions.

45

Musical notation for measures 45-48. The notation continues with eighth and sixteenth notes and rests. The tablature includes triplets and other fretting instructions.

48

T
A
B

52

T
A
B

55

T
A
B

58

T
A
B

Lesson 15 – Latin American Chord Substitutions

Am7 D7 G C7 F Bø E7

1:53

5

9

12

C F B \flat E7 Am7

T A B

15

D9 G Cmaj7 F B \flat E7

T A B

18

Am7 D7 G C F

T A B

B \emptyset E7 Am D7 G

21

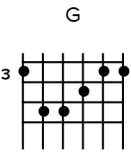
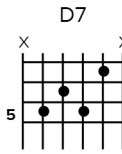
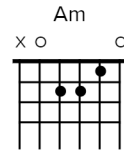
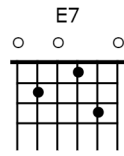
C F B7 E7

24

3:02

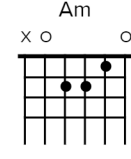
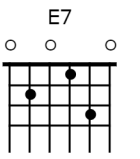
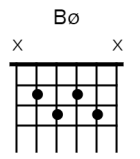
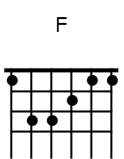
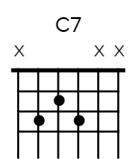
Am G F

28



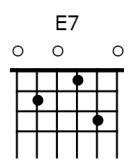
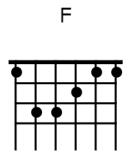
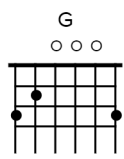
31

Musical notation for measures 31-33, including a treble clef staff with eighth and quarter notes, and a bass clef staff with fret numbers (1, 2, 3, 0, 1, 2, 3, 4, 5).



34

Musical notation for measures 34-36, including a treble clef staff with eighth and quarter notes, and a bass clef staff with fret numbers (3, 2, 3, 1, 2, 3, 0, 1, 2, 0).



37

Musical notation for measures 37-39, including a treble clef staff with eighth and quarter notes, and a bass clef staff with fret numbers (0, 1, 2, 3, 0, 0, 1, 2, 1, 1, 1, 0, 1, 3, 0).

Am7 D9 G C7 F

40

TAB: 0 3 0 | 5 5 3 3 | 3 3 1 2

B: 2 5 | 5 4 5 3 | 3 2 3 1

B \circ E7 Am

43

TAB: 1 3 0 | 0 3 1 | 0 0 0

B: 2 3 1 | 2 1 2 | 0 0 0

G F E7

46

TAB: 1 0 1 0 | 3 0 3 1 | 1 1 1 0

B: 2 2 2 0 | 0 0 2 1 | 2 2 2 1

Am7 D9 G C7 F

49

T
A
B

B \emptyset E7 Am G

52

T
A
B

F E7 Am

55

T
A
B

D7 G C7 F B \emptyset E7

58

0 3 1 3 1 1 3 0 1 3 0 1

5 5 4 5 3 3 2 3 2 3 0 1

5 5 3 3 1 2 3 2 0 0 0

61

0 3 1

5 5 4 5

5 5 3

Lesson 16 – How Chord Substitutions Affect The Melody

2:15

0:45

B7b9

Am

G

5

F

E7

Am

8

D7

G

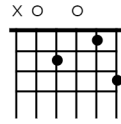
C

F

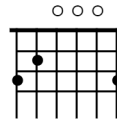
B7b9

E7

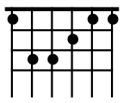
Am7



G



F



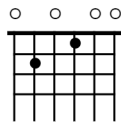
11

TAB: 0 3 0 1 0 1 0 3 0 3 1

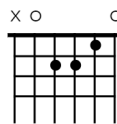
A: 1 2 2 0 0 0 0 0 0 0 2

B: 2 0 2 3 0 3 0 0 0 0 1

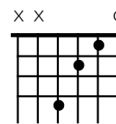
E7



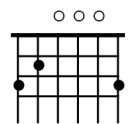
Am



D9



G



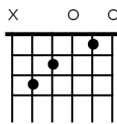
14

TAB: 1 1 1 0 0 3 0 0 0 0 0

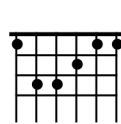
A: 2 2 2 1 1 1 0 1 0 0 0

B: 3 0 3 0 2 0 0 5 0 0 3

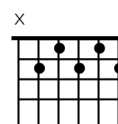
C



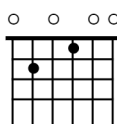
F



B7b9



E7



17

TAB: 3 1 0 2 1 1 2 0 0 3 0 0

A: 0 0 2 1 2 2 1 0 1 1 0 1

B: 3 1 2 3 2 2 0 1 2 2 0 1

20

TAB:

A:

B:

Lesson 17 – Studying The Bridge Section

0:09

3 6 4 3 5 3

6 4 3 5 3

0 1 0 1 0 0

0 1 0 1 0 0

3 1 0 2 2 0

6

3 6 4 3 5 3

0 1 0 1 0 0

3 3 4 3 5 3

0 1 0 1 0 0

0 1 0 1 0 0

3 1 0 2 2 0

0 1 0 1 0 0

3 4

G

12

3 3 3 1 0 0

0 1 0 3 4

3 3 3 1 0 0

0 1 0 0 1

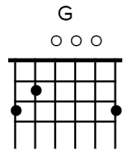
16

0 1 3 0 1 2

0 2 1 0 0 1

0 1 3 0 1 2

0 2 0 0 1

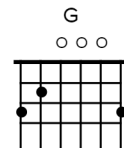


20

Musical notation for measures 20-23. Includes a treble clef staff with notes and a guitar TAB staff with fret numbers. Measure 20 starts with a whole rest in the treble and a bass note on the 3rd fret of the 6th string. Measure 21 has a half note on the 3rd fret of the 6th string and a half note on the 4th fret of the 5th string. Measure 22 has a half note on the 3rd fret of the 6th string and a half note on the 1st fret of the 5th string. Measure 23 has a half note on the 3rd fret of the 6th string and a half note on the 3rd fret of the 5th string.

24

Musical notation for measures 24-26. Includes a treble clef staff with notes and a guitar TAB staff with fret numbers. Measure 24 has a half note on the 1st fret of the 6th string and a half note on the 2nd fret of the 5th string. Measure 25 has a half note on the 1st fret of the 6th string and a half note on the 3rd fret of the 5th string. Measure 26 has a half note on the 1st fret of the 6th string and a half note on the 2nd fret of the 5th string.



27

Musical notation for measures 27-30. Includes a treble clef staff with notes and a guitar TAB staff with fret numbers. Measure 27 has a half note on the 1st fret of the 6th string and a half note on the 3rd fret of the 5th string. Measure 28 has a half note on the 1st fret of the 6th string and a half note on the 2nd fret of the 5th string. Measure 29 has a half note on the 1st fret of the 6th string and a half note on the 2nd fret of the 5th string. Measure 30 has a half note on the 3rd fret of the 6th string and a half note on the 4th fret of the 5th string.

31

Musical notation for measures 31-34. Includes a treble clef staff with notes and a guitar TAB staff with fret numbers. Measure 31 has a half note on the 1st fret of the 6th string and a half note on the 2nd fret of the 5th string. Measure 32 has a half note on the 1st fret of the 6th string and a half note on the 3rd fret of the 5th string. Measure 33 has a half note on the 1st fret of the 6th string and a half note on the 3rd fret of the 5th string. Measure 34 has a half note on the 1st fret of the 6th string and a half note on the 2nd fret of the 5th string.

34

34

Musical notation for measures 34-36. Treble clef, key signature of one sharp (F#). Includes guitar tablature for strings A, B, and E.

1:43

37

Musical notation for measures 37-42. Treble clef, key signature of one sharp (F#). Includes guitar tablature and downward bowing arrows.

43

2:06

Musical notation for measures 43-46. Treble clef, key signature of one sharp (F#). Includes guitar tablature.

47

Musical notation for measures 47-50. Treble clef, key signature of one sharp (F#). Includes guitar tablature.

51

Musical notation for measures 51-54. Treble clef, key signature of one sharp (F#). Includes guitar tablature.

81 3:55

Musical notation for measures 81-84. The top staff is a treble clef with a key signature of one sharp (F#). The bottom staff is a guitar TAB with strings labeled T, A, B. The TAB includes fret numbers and string numbers (1-5) for each note.

85

Musical notation for measures 85-88. The top staff is a treble clef with a key signature of one sharp (F#). The bottom staff is a guitar TAB with strings labeled T, A, B. The TAB includes fret numbers and string numbers (1-5) for each note.

89 4:17

Musical notation for measures 89-92. The top staff is a treble clef with a key signature of one sharp (F#). The bottom staff is a guitar TAB with strings labeled T, A, B. The TAB includes fret numbers and string numbers (1-5) for each note.

93 4:29

Musical notation for measures 93-96. The top staff is a treble clef with a key signature of one sharp (F#). The bottom staff is a guitar TAB with strings labeled T, A, B. The TAB includes fret numbers and string numbers (1-5) for each note.

96

95

Musical notation for measures 95-101. The notation includes a treble clef staff with a key signature of one sharp (F#) and a guitar tablature staff with three lines labeled T, A, and B. The treble staff contains a melodic line with eighth and sixteenth notes, some beamed together, and some notes with slurs. The tablature staff shows fret numbers (0-5) and fingerings (1-3) for each measure.

102

Musical notation for measure 102. The notation includes a treble clef staff with a key signature of one sharp (F#) and a guitar tablature staff with three lines labeled T, A, and B. The treble staff contains a melodic line with eighth and sixteenth notes, some beamed together, and some notes with slurs. The tablature staff shows fret numbers (0-3) and fingerings (1-2) for this measure.

Lesson 18 – Performing The Complete Song So Far

0:07

5

9

13

17

21

25 0.58

T
A
B

31

T
A
B

35

T
A
B

39 1.16

T
A
B

43

T
A
B

47

Lesson 19 – Deeper Theory – Chord Reharmonisation

0:16

10

2:14

Am

Bm7b5

18

22

26

30

Musical notation for measures 30-33. The top staff shows a treble clef with a key signature of one sharp (F#) and a 4/4 time signature. The melody consists of eighth and quarter notes. The bottom staff shows guitar tablature with strings labeled T (top), A, and B (bottom). Fingerings are indicated by numbers 0-3.

34

Musical notation for measures 34-37. The notation continues with similar melodic patterns and guitar tablature as the previous system.

38

Musical notation for measures 38-41. The notation continues with similar melodic patterns and guitar tablature.

42

Musical notation for measures 42-45. The notation continues with similar melodic patterns and guitar tablature.

46

Musical notation for measures 46-49. The notation continues with similar melodic patterns and guitar tablature.

50

3:23

55

58

61

64

67

3:58

Musical notation for measures 67-71. The top staff shows a treble clef with a key signature of one sharp (F#) and a common time signature. The melody consists of eighth and quarter notes, with some notes beamed together. The bottom three staves are labeled T, A, and B, representing the guitar strings. Fingering numbers (0-3) are placed above or below the notes to indicate fingerings. Measure 71 includes a 7/8 time signature.

72

Musical notation for measures 72-75. The notation continues with a similar melodic pattern. The bottom three staves (T, A, B) show the corresponding guitar fingerings.

76

Musical notation for measures 76-78. The melody continues, with some notes marked with a sharp sign. The bottom three staves (T, A, B) show the corresponding guitar fingerings.

79

Musical notation for measures 79-81. The notation continues with a similar melodic pattern. The bottom three staves (T, A, B) show the corresponding guitar fingerings.

82

Musical notation for measures 82-84. The notation continues with a similar melodic pattern. The bottom three staves (T, A, B) show the corresponding guitar fingerings.

85

53

Musical notation for measures 53-57. The top staff is a treble clef with a key signature of one sharp (F#). The bottom staff is a guitar tablature with strings T, A, and B labeled. The notation includes notes, rests, and fret numbers (0, 1, 2, 3) for the guitar.

58

Musical notation for measures 58-62. The top staff is a treble clef with a key signature of one sharp (F#). The bottom staff is a guitar tablature with strings T, A, and B labeled. The notation includes notes, rests, and fret numbers (0, 1, 2, 3) for the guitar.

Lesson 20 – Learning The Introduction

0:24

0:54 Am

7 B7b5 E7 Am

10

14 B7b5 E7 Am

18 B7b5 E7 Am

1:44

22 Am B7b5 E7 Am Am B7b5 E7 Am A7 Dm E7 Am A7 Dm

TAB

2:29 2:49

29 E7 Am A7 Am Am7 A7 Am B7b5 E7

TAB

37 Am Am Am B7b5 E7 Am A7 Dm

TAB

44 E7 Am Am Dm E7 Am

TAB

Lesson 21 – How To Accompany The Melody

0:17

Musical notation for measures 1-4. Treble clef, 4/4 time. Melody line with notes and rests. Bass line with fret numbers (TAB) for guitar.

5

Musical notation for measures 5-8. Treble clef, 4/4 time. Melody line with notes and rests. Bass line with fret numbers (TAB) for guitar.

9

Musical notation for measures 9-12. Treble clef, 4/4 time. Melody line with notes and rests. Bass line with fret numbers (TAB) for guitar.

13

Musical notation for measures 13-16. Treble clef, 4/4 time. Melody line with notes and rests. Bass line with fret numbers (TAB) for guitar.

17

0.45

Musical notation for measures 17-20. Treble clef, 4/4 time. Melody line with notes and rests. Bass line with fret numbers (TAB) for guitar.

21

Musical notation for measures 21-24. Treble clef, 4/4 time. Melody line with notes and rests. Bass line with fret numbers (TAB) for guitar.

25

TAB: 0 1 2 1 1 5 3 1 0 3 1 0 3 1 0

29

TAB: 0 2 0 1 5 3 1 0 3 1 0 3 1 0

33

1.48

TAB: 0 1 2 3 0 0 3 3 0 3 0 1 1 2 0 3

39

TAB: 0 2 2 3 3 1 0 2 2 2 1 1 0 3

43

TAB: 0 3 3 3 3 1 0 0 1 1 1 5 3 1 0

47

TAB: 1 0 0 3 1 0 0 0 0 1 5 3 1 0

51

TAB: 1 0 0 0 3 0 1 0 3 1 0 0 1 0 1 1 0 2 2 3

55

TAB: 0 2 2 3 1 1 1 0 0 1 0 1 1 2 2 1 1 0 2 3

59

TAB: 0 2 2 3 1 1 1 0 1 1 2 1 1 5 3 1 0 3 2

63

2.28

TAB: 1 0 0 3 0 1 0 3 1 0 0 2 0 1 5 3 1 0 3 2

67

TAB: 1 0 0 3 0 1 0 3 1 0 0 1 0 1 0 1 2 2 1

71

TAB: 3 0 0 0 2 1 2 2 1 0 0 1 1 0 5 5 5 5 0 4

75

Musical notation for measures 75-78. The system includes a treble clef staff with a key signature of one sharp (F#) and a bass clef staff with a key signature of one sharp (F#). The treble staff contains a melodic line with eighth and sixteenth notes, some beamed together. The bass staff contains a bass line with numbers 0-5 representing fret positions. Measure 75 starts with a treble clef and a bass clef. Measure 76 has a treble clef and a bass clef. Measure 77 has a treble clef and a bass clef. Measure 78 has a treble clef and a bass clef.

79

Musical notation for measures 79-82. The system includes a treble clef staff with a key signature of one sharp (F#) and a bass clef staff with a key signature of one sharp (F#). The treble staff contains a melodic line with eighth and sixteenth notes, some beamed together. The bass staff contains a bass line with numbers 0-5 representing fret positions. Measure 79 starts with a treble clef and a bass clef. Measure 80 has a treble clef and a bass clef. Measure 81 has a treble clef and a bass clef. Measure 82 has a treble clef and a bass clef.

83

Musical notation for measures 83-86. The system includes a treble clef staff with a key signature of one sharp (F#) and a bass clef staff with a key signature of one sharp (F#). The treble staff contains a melodic line with eighth and sixteenth notes, some beamed together. The bass staff contains a bass line with numbers 0-5 representing fret positions. Measure 83 starts with a treble clef and a bass clef. Measure 84 has a treble clef and a bass clef. Measure 85 has a treble clef and a bass clef. Measure 86 has a treble clef and a bass clef.

87

Musical notation for measures 87-90. The system includes a treble clef staff with a key signature of one sharp (F#) and a bass clef staff with a key signature of one sharp (F#). The treble staff contains a melodic line with eighth and sixteenth notes, some beamed together. The bass staff contains a bass line with numbers 0-5 representing fret positions. Measure 87 starts with a treble clef and a bass clef. Measure 88 has a treble clef and a bass clef. Measure 89 has a treble clef and a bass clef. Measure 90 has a treble clef and a bass clef.

91

Intro

Musical notation for measures 91-94. The system includes a treble clef staff with a key signature of one sharp (F#) and a bass clef staff with a key signature of one sharp (F#). The treble staff contains a melodic line with eighth and sixteenth notes, some beamed together. The bass staff contains a bass line with numbers 0-5 representing fret positions. Measure 91 starts with a treble clef and a bass clef. Measure 92 has a treble clef and a bass clef. Measure 93 has a treble clef and a bass clef. Measure 94 has a treble clef and a bass clef.

95

Musical notation for measures 95-98. The system includes a treble clef staff with a key signature of one sharp (F#) and a bass clef staff with a key signature of one sharp (F#). The treble staff contains a melodic line with eighth and sixteenth notes, some beamed together. The bass staff contains a bass line with numbers 0-5 representing fret positions. Measure 95 starts with a treble clef and a bass clef. Measure 96 has a treble clef and a bass clef. Measure 97 has a treble clef and a bass clef. Measure 98 has a treble clef and a bass clef.

99 3.14

0 3 3 1 3 1 0 1 0 1 1 2 0 1 1 2 5 3 1 0 3 2

1 0 2 0 0 1 0 0 0 0 2 0 1 2 0 0 0 0 0 0

103

1 0 0 0 1 3 0 1 0 3 1 0 0 2 0 0 1 2 5 3 1 0 3 2

0 2

107

1 0 2 0 0 0 3 0 1 0 3 1 0 0 1 0 0 1 0 0 1 2 1 2

0 2 2 2 3

111

3 0 0 0 2 1 1 2 2 0 0 0 0 0 1 0 0 1 0 5 0 4

1 3 0 2 0 2 0 0 0 0 0 0 0 0 0 0 0 0 0 0 0 0 0 3

115

3 3 4 3 0 2 1 0 2 1 0 3 0 1 2 1 2 2

3 1 2 0 2 0 2 0 2 0 2 0 2 2 2 2 2 2 3

119

3 0 0 0 2 1 2 2 0 1 0 3 0 0 1 5 0 4

1 3 0 2 0 2 0 0 0 0 0 0 0 0 0 0 0 0 0 0 0 0 0 3

123

TAB: 3 0 3 0 2 1 0 2 2 0 0 1 3 0 3 0 0

127

TAB: 1 3 0 0 0 1 0 2 0 1 0 1 3 0 0 3 4 5 5 3 1 0 0 1 3 0 0

131

3.59 Chorus

TAB: 1 0 2 0 1 0 1 3 0 0 1 2 0 3 2 3 1 1 0 2 0 2 3 2 1 0

135

TAB: 0 0 1 3 1 2 2 1 2 1 0 0 3 2 3 2 1 2 0 2 3 2 1 0

139

TAB: 0 3 0 1 0 1 2 1 1 2 0 1 0 1 0 3 2 2 0 2 3 2 1 0

143

TAB: 0 3 0 1 0 1 2 2 2 1 2 1 2 2 2 0 3 3 2 2 1 3 2 2 1 0

147

151

155